

MODWOOD decking

The Sustainable Alternative



Includes Flame Shield[®]
BAL-40 Bushfire Resisting decking





Recycling Australia's Waste

90% approx. of materials used are either recycled or reclaimed.

Each lineal metre of ModWood decking (137 x 23 mm board) contains approximately thirty seven recycled plastic milk bottles and almost two kilograms of reclaimed pine waste. The wood fibre used in the manufacturing process originates from AFS (Australian Forestry Standard) certified plantation grown, sustainably managed pine.

Supporting Our Environment

With our high content of recycled materials, our Australian manufacturing process leaves a very small environmental footprint.



ModWood is a member of the Green Building Council of Australia (GBCA). The GBCA was established to develop a sustainable property industry and drive the adoption of green building practices through market based solutions.



ModWood is certified with a Global GreenTag ecolabel rating. GreenTag™ is a third party, green building product rating and certification system, underpinned by rigorous scientific and Life Cycle Assessment (LCA) processes. GreenTag certification of ModWood means the design and build communities can be assured of the eco-benefits of a trusted and proven brand. Certification can be viewed on our website.

Durability without lots of maintenance

High Performance

ModWood products have been designed not to warp, crack or splinter under normal conditions, and require no sanding, sealing or painting for long term durability. Manufactured and formulated in Australia for Australia's harsh conditions, ModWood products have a high degree of UV stability and are highly resistant to weather, moisture and termites.

ModWood decking has very similar non slip ratings to painted or coated timber decking products. In commercial situations our 137 mm profiles have been manufactured to R11 anti-slip rating with a deep embossed pattern on both faces. The 88 mm decking board is manufactured to R10 anti-slip rating on both faces.

Underfoot ModWood feels firm and strong. This is an important consideration, especially for elevated decks. Compared to many other imitators, ModWood stands above the others in terms of mechanical properties.

Backed by ModWood's 10 year limited residential warranty, you can expect your deck to withstand the wear and tear of busy lives.

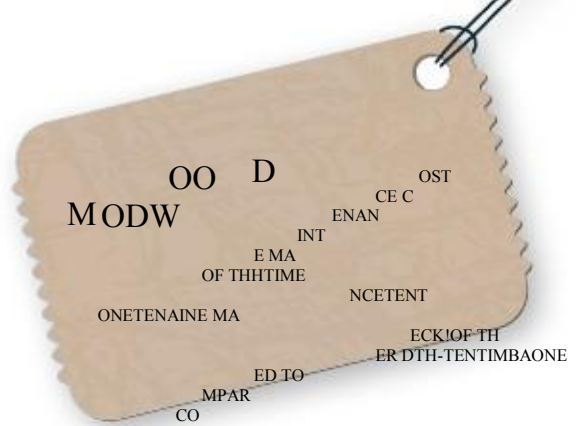
Low Maintenance

ModWood requires little of the maintenance time and costs compared to conventional timber decks. However, regular cleaning of your deck will assist in maintaining its great look. Deck Protect™ Composite Clean makes cleaning ModWood easy without being harsh on ModWood or surrounding materials. ModWood should be cleaned promptly when foreign substances are inadvertently spilt on the deck. Deck Protect™ Seal can be applied to ModWood if it is at risk of being stained or marked i.e. beside bbq. Gaps between the boards should also be cleared of any debris. Check our website for Care and Maintenance advice.

Whilst ModWood allows you to forget the paint brush and put your feet up, being a wood based product, should you desire, you can also coat ModWood. Contact ModWood for information about approved coatings.

Please note, the 'smooth/darker' finish of ModWood can lend itself to scuffing and scratching more easily when new than the 'brushed/lighter' finish. However, after weathering the marks will fade.

In exposed areas either side of the board can be faced up. The brushed/lighter coloured surface must face up



in sheltered applications. i.e. under a roofline or a protected area.

Alternatively, marks will become less noticeable by lightly rubbing them with a natural decking oil using a clean rag. Refer to our website under Care and Maintenance for more detail.

It is strongly recommended that all furniture used on a ModWood deck have protective feet to help prevent scuffing and scratching of the deck surface.

The natural weathering (sun and rain) process will remove tannin or water stain marks that may occur. Tannin marks will typically occur in the initial 6-8 weeks, and the appearance of these marks are highly dependent on the weathering process. To accelerate the removal of water stains or tannin marks. Refer to the Care and Maintenance section on our website.

The real costs of maintaining a deck

Each time you perform maintenance (2 coats) on your timber deck it is likely you will average:

- Materials for cleaning/oiling/staining your deck = approx \$5/sqm
- Associated labour (your precious time) = approx 0.25 hrs/sqm

Therefore a 50 square metre timber deck, maintained twice per year will likely cost approx \$500 and 24 hours of your precious time every year (that's three whole working days!).

Each time you perform maintenance on your ModWood deck it is likely you will average:

- Materials for cleaning = approx \$0.50/sqm
- Associated labour (your precious time) = approx 0.025 hrs/sqm

Therefore, a 50 square metre ModWood deck, maintained twice per year will likely cost approx \$50 and 2.4 hours of your precious time every year.

Check out the "maintenance calculator" on our website.

www.modwood.com.au

The ModWood Colour Range

Black Bean





Jarrah



Silver Gum



Sahara



Natural Grain Collection			
	Smooth/ embossed	Brushed/ embossed	Deep embossed R11
Mini board 68 x 17 mm	✓ (smooth both faces)		
Decking 88 x 23 mm	✓	✓	
Wide decking 137 x 23 mm	✓	✓	✓
Flame Shield 137 x 23 mm	✓	✓	✓
*Marina board 137 x 32 mm	✓	✓	✓

Colours shown here are approximate representations only. Colours may vary from batch to batch, however different batches of the same colour should weather to within a commercially acceptable tolerance. Natural Grain Collection colours are specifically designed to have variation in colour, pattern finish and depth of pattern. Samples are available from local merchant or by contacting ModWood.

* Non stocked line item - available on special order - check lead time



ModWood Natural Grain Collection

The Natural Grain Collection is inspired by the colours and grains found in natural timbers, and was created in response to consumer feedback. The colours include Black Bean (brown/black), Jarrah (red) Silver Gum (silver/grey) and Sahara (burnt orange). A black pigment is intermittently dispersed throughout the board in Black Bean, Jarrah and Silver Gum only.

The Natural Grain Collection includes variable colours with an embossed (grain) finish on the surface of both faces. One face is 'smooth' and the reverse is 'brushed'. The 137mm profiles have a deep embossed pattern; both faces are manufactured to the R11 anti-slip rating. Mini board and 88mm decking boards have a light embossed pattern on both faces.

Weathering and surface temperature characteristics

ModWood does undergo some weathering when exposed to the elements. Whilst undergoing the weathering process the wood fibres will change to a silver grey colour. This adjusts the overall depth of colour of the board by lightening the colour. This is more noticeable on the smooth face and will primarily happen during the first couple of months of installation. The 'brushed' finish colour will change but not as much as the smooth surface, however the imprint of the embossed lines will also become less pronounced.

Tests have shown that ModWood has a similar surface temperature to timber of similar colours and finishes. Because of this, you should be aware that darker colours such as Black Bean and Jarrah can retain the temperature and feel quite hot under-foot on a warm sunny day (similar to a dark, painted timber board).

For more information on weathering processes, colour differences and the pros and cons of using smooth or brushed finishes, check our website.

Products

Flame Shield®



Until now, the options available for decking boards suited to bushfire prone areas rated at BAL-40 have been very limited. Flame Shield® is specially formulated ModWood with a fire retardant additive included in its manufacturing process. However, this has all changed. Flame Shield is offered in the 137 x 23mm profile only. Flame Shield® gives you a traditional decking look and feel with a BAL-40 rating. Flame Shield can be used in BAL-12.5, 19, 29 and BAL-40 rated zones.

Decking

ModWood decking comes in a range of sizes, colours and finishes, giving you the ability to create residential or commercial projects with function and style.

Hard wearing and easy on the feet; note 137 mm profiles have a deep embossed pattern, tests have shown ModWood to have a similar surface temperature to timber.

ModWood is child friendly as it does not splinter. This makes it ideal decking for use around pool or spa areas.

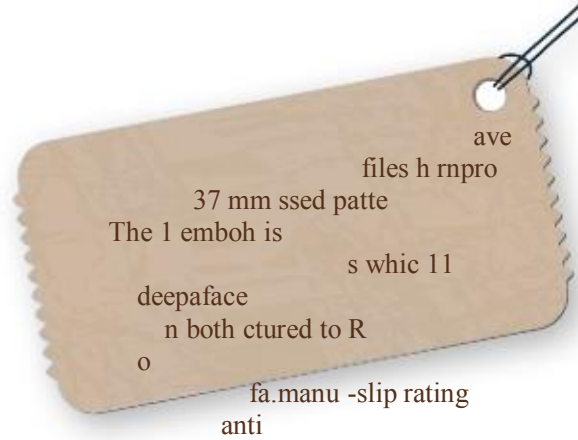
Whilst ModWood is unaffected by salt water and it is ideal in a marine environment - suitable for docks and pontoons, it is not designed to be immersed in water.

Installation of ModWood is easy as no special tools are required. A ModWood deck offers long life with minimal maintenance and is a proven performer in the harsh Australian environment.

Due to the composition of ModWood, you can create a low environmental impact and stylish outdoor space.



Jarra



ave
files h rnpro
37 mm ssed patte
The 1 emboh is
s whic 11
deepaface
n both ctured to R
o
fa.manu -slip rating
anti

Screening

The modern lines of ModWood Mini board allow you to create a private oasis anywhere outdoors. Private courtyards, cosy outdoor living areas and stunning garden features can be created with this sleek designer product, adding contemporary style to your home.



Sahara

Due to environmental normalisation of wood fibres, in some circumstances a small deflection may occur. Mini board is not suitable for use as decking.

Storage and Handling

Store ModWood packs in a flat, dry area under roof and off the ground, covered with protective plastic. Failure to keep packs dry in storage may encourage the growth of mould spores on the surface of the boards.

As ModWood is heavier and more flexible than timber; store and always carry ModWood boards on edge as this will enable you to move the boards more safely.

Installation

Fixing ModWood Natural Grain Collection

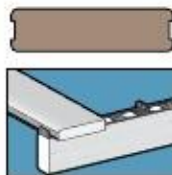
It is essential to obtain the relevant current copy of “ModWood Fixing Instructions” before installing ModWood products.

ModWood can be fixed using conventional fasteners - refer to www.modwood.com.au for details. KlevaKlip is the preferred method of concealed fixing of ModWood.

Please refer to www.klevaklip.com.au for fixing details and adhesive instructions.

KlevaKlip models to suit ModWood products

It is critical that the correct model of KlevaKlip is used for the ModWood product that you select. The Natural Grain Collection of boards have a groove on the edge.



88 mm with groove on edge

KT88G	Top Fix Clip Galvanised
KT88S	Top Fix Clip Stainless steel
KT88GPC	Top Fix Clip Galvanised Powder-Coated
KSL88N	Snap-LOC clip

137 mm (23 mm & 32 mm) with groove on edge

KT137G	Top Fix Clip Galvanised
KT137S	Top Fix Clip Stainless steel
KT137GPC	Top Fix Clip Galvanised Powder-Coated
KSL137N	Snap-LOC clip

ModWood Product Fixing Specifications

Fixing ModWood is different to timber. It is essential that you obtain and check the ModWood fixing instructions prior to installation.

	Decking	Decking Wide	Flame Shield®	Marina Board	Mini Board Screening **
Dimensions	88 x 23 mm	137 x 23 mm	137 x 23 mm	137 x 32 mm	68 x 17 mm
Minimum ground clearance	300	300	300	300	150
Joist/support centres (max distance)	450***	450	450	600	800**
Minimum end-gap (butt join)	2	2	2	2	2
Minimum gap - side by side	4	4	4	6	8
Minimum distance from edge of board for fixing	20	20	20	20	20
Minimum end-gap to solid structure	6	6	4	6	6
Screws (pre-drill & countersink)	yes	yes	yes	yes	yes
Dome-head nails (pre-drill)	yes	yes	yes	yes	yes
Nail gun acceptability	yes*	yes*	yes*	no	yes*
Zig-zag fixing acceptability - not suitable for nailguns	yes	no	no	no	no
Suitability for fixing to steel substructures	see website	see website	see website	see website	see website
Fixing over concrete	see website	see website	see website	see website	see website
Standard length - approx. 10 to 15mm over length	5.4	5.4	5.4	4.2	4.8
Weight (per lineal metre) kgs	2.3	3.7	3.7	5.0	1.4

* Use only dome-head nails from “coil-nail” gun. Pre-drill and hand nail when within 50 mm of end of board. Nail gun is not our preferred fixing method. ** Refer to website for fixing instructions. *** 400 mm centres for Commercial applications. In all cases, when screwing down do not overdrive screws. Fix with low to medium torque. Do not punch nail-heads under surface of board. Fixing too close to the end of the board will cause splitting. Do not fix within 15 mm of end of board.

General Tips

Some general pointers on ModWood

Observe minimum side by side and butt joint gapping requirements. Must lay boards brushed side up in sheltered applications.

ModWood products are not “structural” and must not be used as bearers, joists etc.

Always pre-drill when screwing or fixing near the ends of the boards. Each pilot hole must be greater than the ‘outside diameter’ of the screw thread.

Only use fixings that comply with the Building Code of Australia.

In all cases, when screwing down do not overdrive screws. Fix with low to medium torque. Do not punch nail-heads under the surface of board. Fixing too close to the end of the board will cause splitting. Do not fix within 15 mm of the

Two ideas: the perimeter of deck must be kept open and free of vegetation to enable ventilation.



ModWood Technologies Pty Ltd
5 Jesica Road, Campbellfield,
Victoria 3061, Australia

Phone (03) 9357 8866
Fax (03) 9357 6755
Email info@modwood.com.au
www.modwood.com.au



ModWood and Flame Shield are registered trademarks of Australian Vinyls Corporation Pty Ltd.

Note: All claims made in this brochure refer only to ModWood products mentioned in the brochure.

ModWood warranty will only apply to boards fixed as per the appropriate ModWood Fixing Instructions. October 2018